

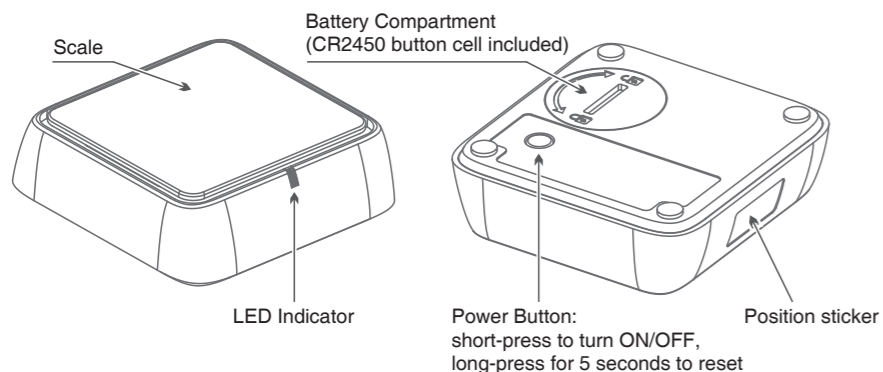
# INSTRUCTION MANUAL

## SCWS2000 Corner Weight System

**SKYRC**  
SK-500036

### INTRODUCTION

SkyRC SCWS2000 is a smart Bluetooth-enabled Corner Weight System specially designed for RC drivers. It is applicable to drift, touring cars, and so on. It can help the driver easily measure and view the RC car's corner weight distribution through the App. Therefore, RC drivers can accurately adjust their car's weight at each corner to the best balance to win the race. It consists of four separate scales. The maximum weight limit of each scale is 2000 grams(8000 grams totally).



### FEATURES

- App-enabled and data display in realtime via Bluetooth.
- Measure the car's corner weight, front and rear distribution and make adjustment if necessary.
- Highlight selected cross weight in orange.
- Unit switchable between grams and ounce.
- Maximum weight limit of 2000 grams for each scale(8000 grams totally).
- Selected CR2450 button cell endures for 30h continuously.
- App in 4 languages: Chinese, English, Japanese, German.
- Auto-connect to bound scales.
- Auto power off if no connection or no load within five minutes. (adjustable from one to thirty minutes via App)
- Applicable to drift, touring cars, and so on.
- Calibratable via App.

### PRECAUTIONS

- Place the scale on a level and firm surface while using.
- Do not place an object over 2000 grams on the scale.
- Remove all the dirt on the scale before using it to ensure an accurate reading.
- Avoid direct exposure to strong sunlight and collision with other objects.
- Never allow water, moisture, oil, or other foreign materials to get inside the scale.

### GENERAL OPERATION

- Short-press the button at the bottom to power on the scale.
- Place the scale on a level and firm surface.
- Scan the QR code on the right side or on the gift box to download the RC Gears app.

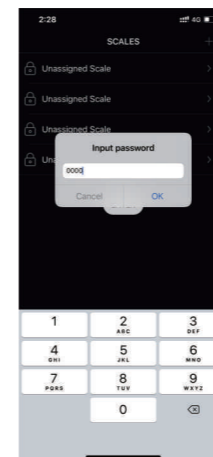
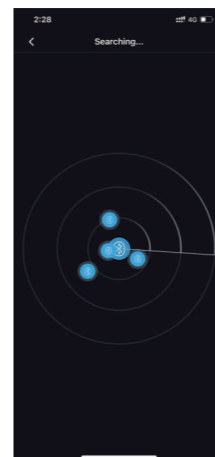


RC Gears



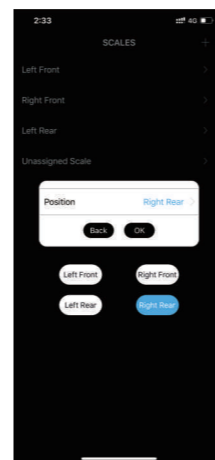
- After installation, enable Bluetooth on the smartphone and launch the app to search the scales.

Click the “🔒” to input the default password of 0000 to unlock the scale.

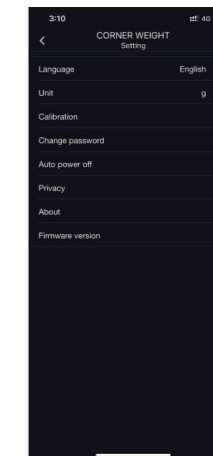


- The LED of the selected scale will blink five times. Assign a position (left front, left rear, right front, right rear) to each. You can only use the app when four scales are connected with the location name assigned. Please paste the sticker onto the scales respectively!

- Click TARE to reset.



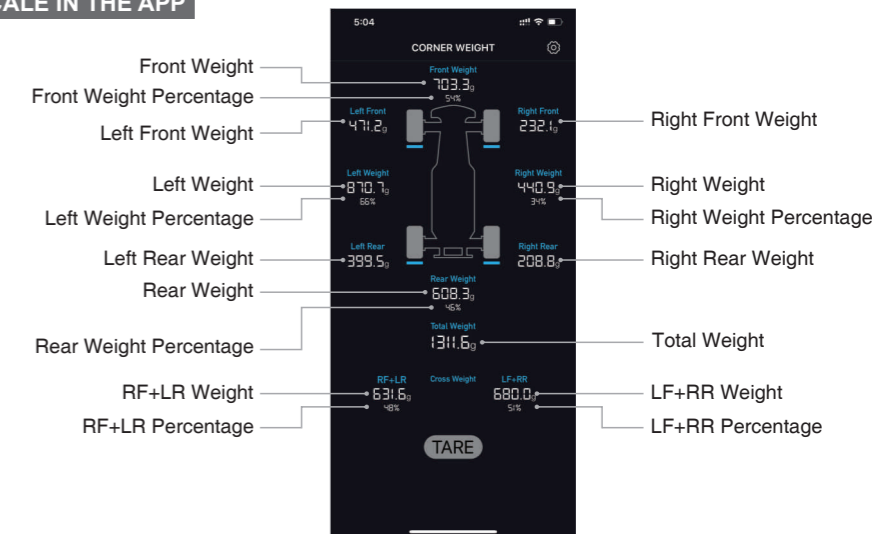
- Remove the sway bar, if any.
- Select the preferred unit in Setting/Unit
- Place the tires on the scales.
- If the car is unbalanced, you may rewire or add a counterweight to achieve the ideal distribution.
- Short-press the button on the bottom to turn off the scale after using.



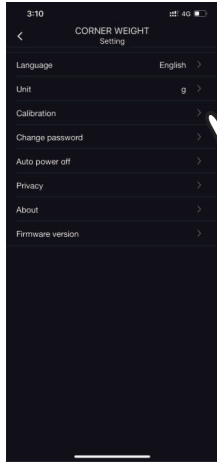
### LED STATUS EXPLAINED

Device	LED status
Ready to connect	Flashing blue
Connected	Solid Blue
Selected	Flashing blue five times
Calibrating	Pulsing Blue
Reset	Flashing blue after turning off for 3 seconds

### SCALE IN THE APP



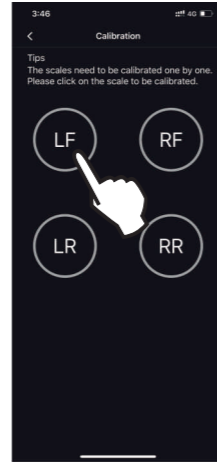
## CALIBRATE THE SCALE




- Please enable Bluetooth on the phone and launch the RC Gears app to enter SETTING.



- Do NOT exit during the calibration process; otherwise, the calibration may fail. If it fails, please restart the scale and then recalibrate.




- Select the scale to be calibrated.



- Please keep the scale on a firm level surface. Ensure there are no objects on the plate. Click Next and follow the prompt.



- Place a 2000g weight on the scale, and click Calibrate now. (you need to get the 2000g standard weight prepared for calibration)



- Calibration Success! the scale will be powered off automatically. Please turn it on again and connect to the app.

## BATTERY REPLACEMENT

- Unscrew the cover with a coin and screwdriver.
- Take out the battery.

## SPECIFICATION

- Rated Voltage: 2.6V-3.6V
- Rated Current: <10mA@DC3V
- Rated Power: <0.03W
- Battery: CR2450 3V Button Cell
- Maximum weight of each scale: 2000g (8000g totally)
- Tolerance: ±1g
- Resolution: ±0.1g
- Communication: Bluetooth 5.0
- Range: ≤15M
- Working Temp: 0 to 40°C / 32 to 104°F
- Storage Temp: -10 to 50°C / 14 to 122°F
- Dimension: 68\*68\*22.5mm
- Net weight: 260g

## WARRANTY AND SERVICE

We guarantee this product to be free of manufacturing and assembly defects for a period of one year from the time of purchase. The warranty only applies to material or operational defects, which are present at the time of purchase. During that period, we will repair or replace free of service charge for products deemed defective due to those causes.

This warranty is not valid for any damage or subsequent damage arising as a result of misuse, modification or as a result of failure to observe the procedures outlined in this manual.

### Note:

- The warranty service is valid in China only.
- If you need warranty service overseas, please contact your dealer in the first instance, who is responsible for processing guarantee claims overseas. Due to high shipping cost, complicated custom clearance procedures to send back to China. Please understand SkyRC can't provide warranty service to overseas end user directly.
- If you have any questions which are not mentioned in the manual, please feel free to send email to [info@skyrc.com](mailto:info@skyrc.com)

## EU Compliance Statement:

SkyRC Technology Co., Ltd. hereby declares that this device is in compliance with the essential requirements and other relevant provisions of the Directive 2014/53/EU.

A copy of the EU Declaration of Conformity is available online at <https://www.skyrc.com/downloads>